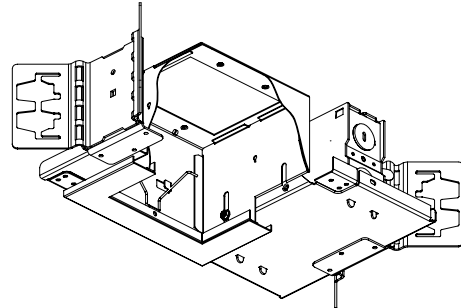


<b>CATALOG NUMBER</b>	<b>TYPE</b>
<b>PROJECT</b>	

**PRECISION MODULE – 7" (1 X 1) NEW CONSTRUCTION HOUSING** **SERIES MT7**



Ordering Matrix - Housing				
Housing	Size	Type	Trim	
<input type="text"/>	<input type="text"/> X <input type="text"/>	<input type="text"/>	<input type="text"/>	
<b>MT7 = 7" Housing</b>	<b>1X1 = 1W X 1L (one cell)</b>	<b>N = New Construction</b>	<b>T = Trim</b> <b>O = Trimless</b>	Modules See Pg 2

Housing Ordering Example (*housing – size – type – trim + module*): MT7-1X1-N-T + module ordering code

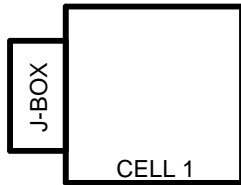
Product Details	
<b>Description:</b>	Specification grade single module fixture that allows you to vary aiming position so that the aiming module is either below the ceiling plane or stays within the housing. This versatile luminaire is the perfect solution for better retail and commercial applications where high performance and maximum adjustability are important.
<b>Housing:</b>	Housing is die formed 20 gauge steel with black abrasion resistant powder coat paint finish. Four black hex head philips screws attach the housing to frame. The housing is slotted to adjust to variable ceiling thickness.
<b>Frame:</b>	Frame is 16 gauge steel with two built in universal hanger bar brackets, one located on each end. Large J-Box attached to frame has seven ½" knockouts. Luminaire system thermal protector located on junction box.
<b>Trim:</b>	Decorative white finish trim with two torsion springs or trimless option available.
<b>Housing Dimensions:</b>	1 X 1 = 7 1/4" L x 7 1/4" W x 7 5/8" H. Total height with module(s) is 11 3/8".
<b>Listings:</b>	UL & CUL Listed. Non-IC Rated. Listed for Branch Wiring. Thermal Protector located on junction box meets NEC, UL and CSA requirements.

Specification Features
<ul style="list-style-type: none"> <li>Trimless option allows the fixture to blend into the ceiling.</li> <li>The 7" housing accepts AR111, PAR36 &amp; PAR30 module types.</li> <li>Universal hanger bar brackets allow the luminaire to be used with all new construction ceiling types.</li> <li>2 year W2 Architectural Lighting product warranty.</li> <li>Contact factory for special configuration options.</li> </ul>

**The full catalog number for the precision module consists of ordering information for both the housing and module selection.**

<b>CATALOG NUMBER</b>	<b>TYPE</b>
<b>PROJECT</b>	

**PRECISION MODULE - 7" (1 X 1) NEW CONSTRUCTION HOUSING** **SERIES MT7**





**Module Ordering Matrix (same module in every cell)**

	<b>Module Configuration</b>	<b>Cell 1</b>	<b>Input Voltage</b>
	[ ]	[ ]	[ ]
Housing See Pg 1	<b>S</b> = Single Type	<b>AR11</b> <b>PR30</b>	<b>G</b> = 120V

Module Ordering Example (*configuration + module + voltage*): SPR30G

**Module Selection**

<b>Module</b>	<b>Model Number</b>	<b>Description</b>	<b>Ordering Code</b>
	MT-AR111 MT-PAR36	75W (Max) AR111 Low Voltage Lamp 50W (Max) PAR36 Low Voltage Lamp	<b>AR11</b>
	MT-PAR30	75W (MAX) PAR30 Medium Base Incandescent	<b>PR30</b>