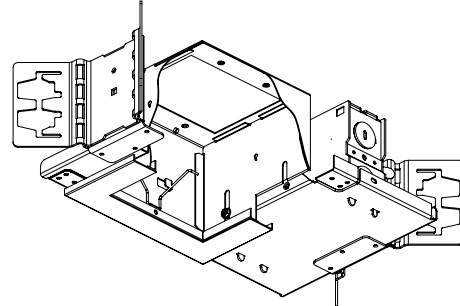


CATALOG NUMBER	TYPE
PROJECT	

PRECISION MODULE – 4" (1 X 1) NEW CONSTRUCTION HOUSING **SERIES MT4**



Ordering Matrix - Housing

Housing	Size	Type	Trim	
<input type="text"/>	<input type="text"/> X <input type="text"/>	<input type="text"/>	<input type="text"/>	
MT4 = 4" Housing	1X1 = 1W X 1L (one cell)	N = New Construction	T = Trim O = Trimless	Modules See Pg 2

Housing Ordering Example (*housing – size – type – trim + module*): MT4-1X1-N-T + module ordering code

Product Details	
Description:	Specification grade single module fixture that allows you to vary aiming position so that the aiming module is either below the ceiling plane or stays within the housing. This versatile luminaire is the perfect solution for better retail and commercial applications where high performance and maximum adjustability are important.
Housing:	Housing is die formed 20 gauge steel with black abrasion resistant powder coat paint finish. Four black hex head philips screws attach the housing to frame. The housing is slotted to adjust to variable ceiling thickness.
Frame:	Frame is 16 gauge steel with two built in universal hanger bar brackets, one located on each end. Large J-Box attached to frame has seven 1/2" knockouts. Luminaire system thermal protector located on junction box
Trim:	Decorative white finish trim with two torsion springs or trimless option available.
Housing Dimensions:	1 X 1 = 4 3/4" L x 4 3/4" W x 4" H. Total height with module(s) is 9 1/4".
Listings:	UL & CUL Listed. Non-IC Rated. Listed for Branch Wiring. Thermal Protector located on junction box meets NEC, UL and CSA requirements.

Specification Features
<ul style="list-style-type: none"> Trimless option allows the fixture to blend into the ceiling. The 4" housing accepts MR16 module types. Universal hanger bar brackets allow the luminaire to be used with all new construction ceiling types. 2 year W2 Architectural Lighting product warranty. Contact factory for special project configuration options.

The full catalog number for the precision module consists of ordering information for both the housing and module selection.

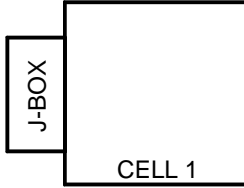


615 South Street
 Garden City, NY 11530
 Tel: 866.788.2100 Fax: 516.393.3084
 www.W2lighting.com

CATALOG NUMBER	TYPE
PROJECT	

PRECISION MODULE – 4" (1 X 1) NEW CONSTRUCTION HOUSING

SERIES MT4




Ordering Matrix – Module (same module in every cell)

	Module Configuration	Cell 1	Input Voltage
--	----------------------	--------	---------------



Housing See Pg 1	S = Single Type	MR16	G = 120V
------------------	------------------------	-------------	-----------------

Module Ordering Example (*configuration + module + voltage*): SMR16G

Module Selection			
Module	Model Number	Description	Ordering Code
	MT-MR16	75W (MAX) MR16 Low Voltage Lamp	MR16