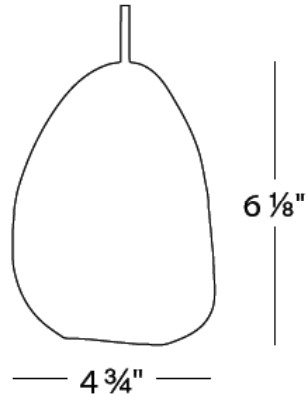


CATALOG NUMBER	TYPE
PROJECT	

LA VIE COLLECTION

QUICK CONNECT™ PENDANT - LAVA



Ordering Number for Canopy Application

Model Number	Socket Set Finishes		
MP620-BL	BN	CH	DB

Ordering Number for all QUICK CONNECT™ Systems

Model	Glass	Socket Set Finish
QP620	BL= BLUE	BN – Brushed Nickel CH – Chrome DB – Dark Bronze

Example (Model-Glass/Socket Set Finish) : QP620-BL/BN

Product Details

Description:	Complete set includes hand blown cased glass shade produced in the Pacific Northwest, socket set and lamp for use with all WAC QUICK CONNECT™ systems. May also be compatible with other manufacturers quick connect systems. Consult WAC for system compatibility information.
Materials:	QP620-BL/BN consists of three parts: (1) G620-BL Blue art glass shade (1) QP-601-BN Pendant socket set (1) JC-50 Halogen Bi-Pin lamp (included)
Socket:	Includes 6' of braided cable and hang-straight tube.
Shade:	Lava glass shade is cased with white glass and is uniquely colored with several different sizes and hues of blue glass frits. Blown into a mold and then formed by hand into an organic shape, the volume of each piece is the same but every shade is one of a kind. The glass shade measures 6 1/8" H x 4 3/4" Ø
Wattage:	12v 50w max.
Finish:	BL/BN - Blue glass shade and Brushed Nickel socket BL/CH - Blue glass shade and Chrome socket BL/DB - Blue glass shade and Dark Bronze socket
Listing:	UL & CUL Listed.

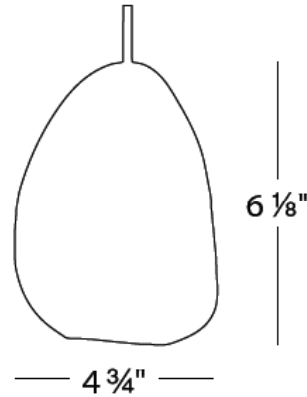
Specification Features

- QP620 requires proper QUICK CONNECT™ adapter to use with WAC's low voltage rail and track systems (DUORAIL™, SOLORAIL™ and Linear track), line voltage track systems, (FLEXRAIL1™ and 120v track) and monopoint and multipoint canopies.
- Complete set includes glass shade (G620-BL), socket set and lamp
- 6' long socket set cable, field cuttable
- Socket set finishes include Brushed Nickel (BN), Chrome (CH) & Dark Bronze (DB)
- 5 year product warranty.

CATALOG NUMBER	TYPE
PROJECT	

LA VIE COLLECTION

QUICK CONNECT™ PENDANT - LAVA



Ordering Number for Canopy Application

Model Number	Socket Set Finishes		
MP620-BR	BN	CH	DB

Ordering Number for all QUICK CONNECT™ Systems

Model	Glass	Socket Set Finish
QP620	BR = Brown	BN – Brushed Nickel CH – Chrome DB – Dark Bronze

Example (Model-Glass/Socket Set Finish) : QP620-BR/BN

Product Details

Description:	Complete set includes hand blown cased glass shade produced in the Pacific Northwest, socket set and lamp for use with all WAC QUICK CONNECT™ systems. May also be compatible with other manufacturers quick connect systems. Consult WAC for system compatibility information.
Materials:	QP620-BR/BN consists of three parts: (1) G620-BR Brown art glass shade (1) QP-601-BN Pendant socket set (1) JC-50 Halogen Bi-Pin lamp (included)
Socket:	Includes 6' of braided cable and hang-straight tube.
Shade:	Lava glass shade is cased with white glass and is uniquely colored with several different sizes and hues of amber glass frits. Blown into a mold and then formed by hand into an organic shape, the volume of each piece is the same but every shade is one of a kind. The glass shade measures 6 1/8" H x 4 3/4" Ø
Wattage:	12v 50w max.
Finish:	BR/BN - Brown glass shade and Brushed Nickel socket BR/CH - Brown glass shade and Chrome socket BR/DB - Brown glass shade and Dark Bronze socket
Listing:	UL & CUL Listed.

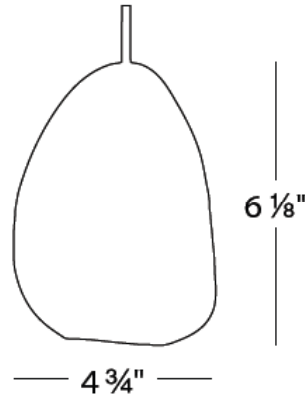
Specification Features

- QP620 requires proper QUICK CONNECT™ adapter to use with WAC's low voltage rail and track systems (DUORAIL™, SOLORAIL™ and Linear track), line voltage track systems, (FLEXRAIL1™ and 120v track) and monopoint and multipoint canopies.
- Complete set includes glass shade (G620-BR), socket set and lamp
- 6' long socket set cable, field cuttable
- Socket set finishes include Brushed Nickel (BN), Chrome (CH) & Dark Bronze (DB)
- 5 year product warranty.

CATALOG NUMBER	TYPE
PROJECT	

LA VIE COLLECTION

QUICK CONNECT™ PENDANT - LAVA



Ordering Number for Canopy Application

Model Number	Socket Set Finishes		
MP620-RD	BN	CH	DB

Ordering Number for all QUICK CONNECT™ Systems

Model	Glass	Socket Set Finish
QP620	RD = Red	BN – Brushed Nickel CH – Chrome DB – Dark Bronze

Example (Model-Glass/Socket Set Finish) : QP620-RD/BN

Product Details

Description:	Complete set includes hand blown cased glass shade produced in the Pacific Northwest, socket set and lamp for use with all WAC QUICK CONNECT™ systems. May also be compatible with other manufacturers quick connect systems. Consult WAC for system compatibility information.
Materials:	QP620-RD/BN consists of three parts: (1) G620-RD Red art glass shade (1) QP-601-BN Pendant socket set (1) JC-50 Halogen Bi-Pin lamp (included)
Socket:	Includes 6' of braided cable and hang-straight tube.
Shade:	Lava glass shade is cased with white glass on inside and is uniquely colored with several different sizes and hues of red glass frits. Blown into a mold and then formed by hand into an organic shape, the volume of each piece is the same but every shade is one of a kind. The glass shade measures 6 1/8" H x 4 3/4" Ø
Wattage:	12v 50w max.
Finish:	RD/BN - Red glass shade and Brushed Nickel socket RD/CH - Red glass shade and Chrome socket RD/DB - Red glass shade and Dark Bronze socket
Listing:	UL & CUL Listed.

Specification Features

- QP620 requires proper QUICK CONNECT™ adapter to use with WAC's low voltage rail and track systems (DUORAIL™, SOLORAIL™ and Linear track), line voltage track systems, (FLEXRAIL1™ and 120v track) and monopoint and multipoint canopies.
- Complete set includes glass shade (G620-RD), socket set and lamp
- 6' long socket set cable, field cuttable
- Socket set finishes include Brushed Nickel (BN), Chrome (CH)& Dark Bronze (DB)
- 5 year product warranty.