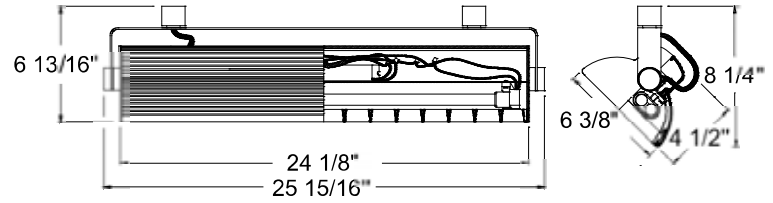






<b>CATALOG NUMBER</b>	<b>TYPE</b>
<b>PROJECT</b>	

**COMPACT FLUORESCENT TRACK LUMINAIRES**

**MODEL W240E-HS**



**Catalog Information**

<b>2-WIRE (L)</b>	<b>3-WIRE (H)</b>	<b>WIDE 2-WIRE (J)</b>	<b>LAMP TYPE / WATT</b>	<b>FINISHES</b>
			(2) 40W Biax®	Black, White
LTK-W240E-HS	HTK-W240E-HS	JTK-W240E-HS		

**Product Features**

- Description:** Wall wash compact fluorescent track fixture, employs two 40W\* lamps, with built in electronic ballast. Fixture is not supplied with a louver.
- Lamp:** Houses two 40W compact fluorescent Biax® lamps, not supplied.
- Aiming:** Permits 180° Vertical aiming.
- Ballast:** High power factor electronic.
- Compatible:** L, H, J and J2 track models in addition to fitting our own tracks, are retrofitable to other manufacturers original tracks (consult factory for specific brand names).
- Special Application:** The J style fixture may be installed on J2-style two circuit track with the addition of the J-CLIP.
- Socket:** 2G11 four pin base.

**Options/Accessories**

Aluminum louvers are available in Black (L240-BK), White (L240-WT), and Specular Clear (L240-CL).

**Compact Fluorescent Brand Name Cross-Reference**

<b>GE</b>	<b>Osram/Sylvania</b>	<b>Philips</b>
Biax®	Dulux®L	PL
F40/30BX	FT40DL	PL-L40W
Base style 2G11		

**Material**

Extruded aluminum housing with specular aluminum reflector, and steel yoke.

**Listings**

UL, CUL Listed

**Engineering Data**

Input Voltage	120V 50/60 Hz
Operating Input Power (W)	104W
Input Current (A)	0.93 Amp
Power Factor	0.93
Protection: Open Lamp / Shorted Lamp	Yes
Ballast Min. Starting Temp.	-20°F
Ballast Factor (%)	115%

\* Watts and engineering data based on GE Biax® lamps