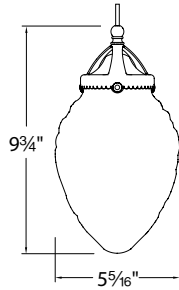


CAMBRIDGE – model: G491

Early Electric Collection

WAC LIGHTING

Responsible Lighting®



Fixture Type:

Catalog Number:

Project:

Location:

PRODUCT DESCRIPTION

Prismatic sparkles softly illuminate from the exquisite Cambridge pendant, intricately sculpted of faceted crystal with meticulous attention to detail and integrated with sophisticated LED technology. Designed for luxury homes or fine restaurants, hotels and retailers.

FEATURES

- Available in LED only
- Can be used on canopies, all Quick Connect™ systems and line voltage rail and track systems
- All socket sets include 72" wire that may be cut in the field
- 5 year WAC Lighting product warranty
- UL & CUL Listed

CONSTRUCTION

- **Shade:** Clear glass with carved and polished pattern
- **LED Socket Set:** Aluminum w/clear glass lens
- **MP Canopy:** Steel
- **Adapters – Solorail™, Duorail™:** Copper
- **Adapters – 120V Track, Flexrail1:** Polycarbonate

COMPATIBLE SYSTEMS

Canopy (MP)

LED light source

Includes:

- Shade
- Quick Adjust™ Canopy (shown)
- Socket Set
- Lamp



The patent pending Quick Adjust™ Canopy has an adjustable cable that stores inside the canopy housing for easy in-field height adjustments.

Sold as a complete unit with a single Order Number, no adapters needed.

Quick Connect™ (QP)

LED light source

Includes:

- Shade
- Threaded Male Connector (shown)
- Socket Set
- Lamp



For use on 120V Track, Solorail™, Duorail™, and Flexrail1™ with proper Quick Connect™ adapter (sold separately).

Can also be used on any Quick Connect™ Canopy (sold separately) no adapter needed.

Threaded Male Connector easily joins with all Quick Connect™ Adapters and Canopies.

For Lamp Specifications and Ordering Information see next page.

WAC Lighting

www.waclighting.com

Phone (800) 526.2588 • Fax (800) 526.2585

Headquarters/Eastern Distribution Center

44 Harbor Park Drive • Port Washington, NY 11050

Phone (516) 515.5000 • Fax (516) 515.5050

Western Distribution Center

1750 Archibald Avenue • Ontario, CA 91760

Phone (800) 526.2588 • Fax (800) 526.2585

CAMBRIDGE – model: G491

Early Electric Collection

WAC LIGHTING

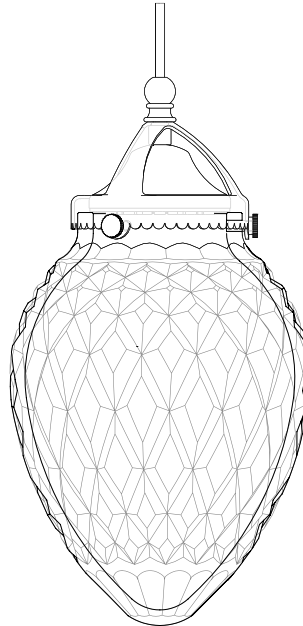
Responsible Lighting®

SOCKET SET and LAMP INFORMATION

LEDme®

LED: 12V/5.6W, 376 lumens, 3000K, CRI 85 (included)

- May be dimmed w/electronic low voltage (ELV) dimmer
- Three threaded screws are used to secure shade to socket
- 50,000 hour rated life
- Energy efficient
- No projected Ultraviolet or Infrared radiation



ORDER NUMBER

LEDme®

System		Model #	Shade Color	Finish
MP-LED	Canopy	491	CL	BN
QP-LED	Quick Connect™			CH
				DB

Canopy (**MP**) models ordered as complete unit.

Quick Connect™ (**QP**) models must be ordered with an adapter or canopy, see next page for ordering info.

System	Model #	Color	Finish
<input type="text"/>	<input type="text" value="491"/>	<input type="text" value="CL"/>	<input type="text"/>

Example: **MP-LED491-CL/CH**

SHADE COLORS

CL - Clear



FINISHES

BN - Brushed Nickel



CH - Chrome



DB - Dark Bronze



WAC Lighting

www.waclighting.com

Phone (800) 526.2588 • Fax (800) 526.2585

Headquarters/Eastern Distribution Center

44 Harbor Park Drive • Port Washington, NY 11050

Phone (516) 515.5000 • Fax (516) 515.5050

Western Distribution Center

1750 Archibald Avenue • Ontario, CA 91760

Phone (800) 526.2588 • Fax (800) 526.2585





CAMBRIDGE – model: G491

Quick Connect™ Adapters and Canopies

WAC LIGHTING

Responsible Lighting®

QUICK CONNECT™ ADAPTERS (order one per fixture)






Solorail™	Model #	Finish	Duorail™	Model #	Finish
	LM-QADP	BN CH DB		LM2-QADP	BN CH DB
	HM1-EN50	DB PT		EN-LQ50AR EN-HQ50AR EN-JQ50AR	BK BN DB WT

ORDER NUMBER

Model # Finish

Example: **LM-QADP-BN**




QUICK CONNECT™ CANOPIES with INTEGRAL DRIVER

				
QMP-60ERN-1	QMP-60ERN	QMP-G1RN	QMP-G3RN	QMP-G3RE
AB BN CH	BN CH DB	MR	MR	MR

Includes collar for shallow junction boxes

Includes collar for shallow junction boxes

QUICK CONNECT™ CANOPIES for use with REMOTE TRANSFORMER

		
QMP-MI-TR	QMP-1RN-TR	QMP-1SQ-TR
BN CH DB	BN CH DB	BN CH DB

ORDER NUMBER

Model # Finish

Example: **QMP-60ERN-BN**

FINISHES

AB - Antique Bronze	BK - Black	BN - Brushed Nickel	CH - Chrome	DB - Dark Bronze	MR - Mirror	PT - Platinum	WT - White
							

WAC Lighting
www.waclighting.com
Phone (800) 526.2588 • Fax (800) 526.2585

Headquarters/Eastern Distribution Center
44 Harbor Park Drive • Port Washington, NY 11050
Phone (516) 515.5000 • Fax (516) 515.5050

Western Distribution Center
1750 Archibald Avenue • Ontario, CA 91760
Phone (800) 526.2588 • Fax (800) 526.2585