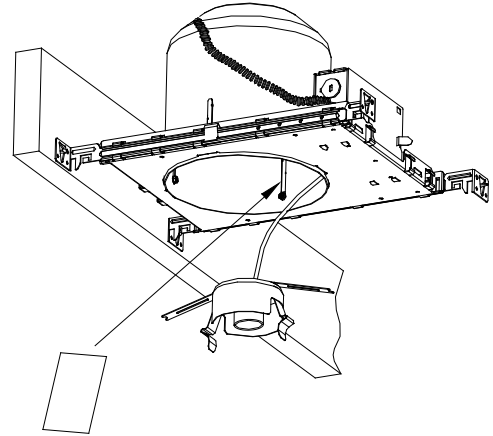
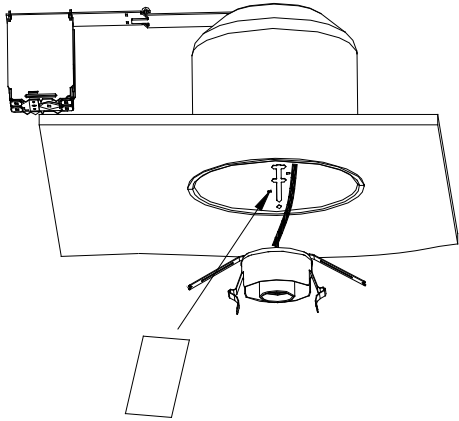


INSTALLATION INSTRUCTION  
**Air Tight Gasket Kit**  
RGK

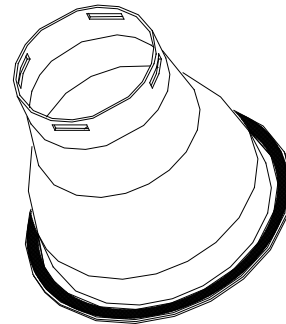
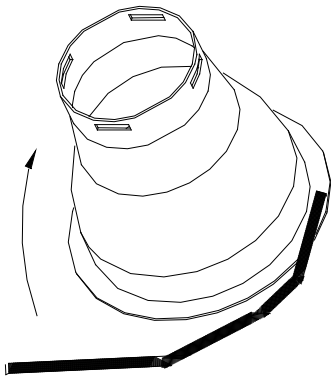
**WAC LIGHTING**  
Responsible Lighting®

**Overview:**

Air tight gasket kits are intended for use with all housings designated "ICA" (insulation contact & air tight) in their model numbers. The resulting trim /housing combination complies with WSEC (Washington State Energy Code) for air tight installations.



After mounting the housing, use metallic adhesive tapes to seal the slots in the canisters. (Shown above)



Use the adhesive foam strips to form a ring around the rim of the trim ring. Strip should be on the side making contact with the ceiling surface. (Shown above).

WAC Lighting  
www.waclighting.com  
Phone (800) 526.2588 • Fax (800) 526.2585

Headquarters/Eastern Distribution Center  
44 Harbor Park Drive • Port Washington, NY 11050  
Phone (516) 515.5000 • Fax (516) 515.5050

Western Distribution Center  
1750 Archibald Ave • Ontario, CA 91761  
Phone (800) 526.2588 • Fax (800) 526.2585