

# INSTALLATION INSTRUCTION

## 2.5" Low Voltage - Non-IC Remodel

HR-806

WAC LIGHTING  
Responsible Lighting®

### SAFETY INSTRUCTION

IMPORTANT: NEVER attempt any work without shutting off the electricity.

- Read all instructions before installing.
- For installation by a qualified electrician.
- System is intended for installation in accordance with National Electric Code, and local regulations. Consult with local inspector to assure compliance.
- To reduce the risk of fire, electrical shock and injuries to persons, turn off power at main switch before installing or modifying the system.
- Retain instructions for future maintenance reference.

### OVERVIEW

Housing is non-insulation contact, remodeling type, and 35 watts maximum. Trim and housing combination will determine maximum trim wattage. Housing requires a trim from the HR-800 series, lamp and a remote transformer to be complete (ordered separately).

### CUT OUT:

Use the template (supplied) to make a 3" cut out hole in the existing ceiling.

### WIRING:

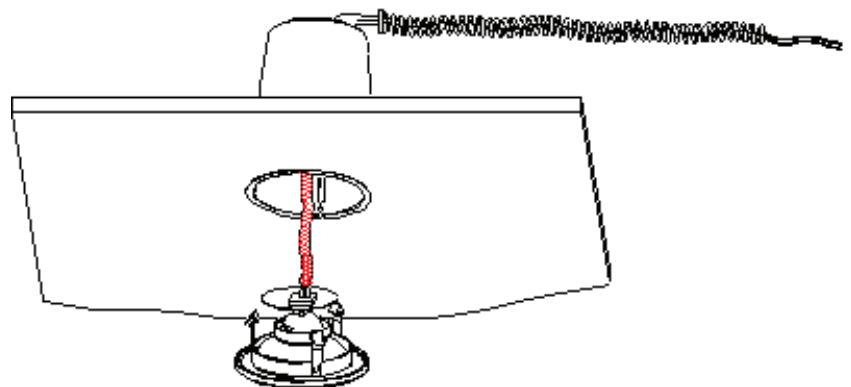
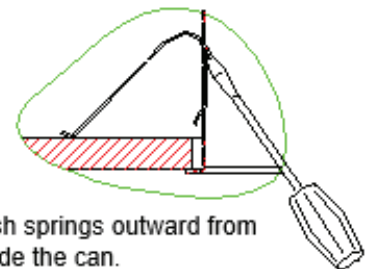

Housing is supplied with 36" of socket wire. Low volt wire concealed in walls and ceilings is required to be enclosed in conduit or Romex® type. Socket wire may be routed through the trade size knock out in the top of the can to a nearby enclosure. Wires must be joined to the output wires from a low volt transformer.

### MOUNTING:

1. Insert the can through the ceiling hole.
2. Hold the rim snug to the ceiling surface.
3. From inside the housing push and pivot the housing clips so they make contact with the top of the ceiling  
Note: 3/4 inch maximum ceiling thickness.

### FINISHING:

1. Socket wire is sufficient in length to be attached to the pins of the lamp before it is inserted.
2. Push the trim assembly up until the trim ring is flush to the ceiling.



WAC Lighting  
www.waclighting.com  
Phone (800) 526.2588 • Fax (800) 526.2585

Headquarters/Eastern Distribution Center  
44 Harbor Park Drive • Port Washington, NY 11050  
Phone (516) 515.5000 • Fax (516) 515.5050

Western Distribution Center  
1750 Archibald Ave • Ontario, CA 91761  
Phone (800) 526.2588 • Fax (800) 526.2585